

# DSN12c Multipin Plugs & Receptacles – 7.5 A

## Ratings

- **Voltage**  
DSN12c  
480 VAC Max/130 VDC
- **Amperage Rating**  
2 A Current Interrupting  
7.5 A Non-Current Interrupting  
! DSN12c is capable of handling 4-20mA low current applications
- **Environmental Ratings**  
IP66/IP67/IP69
- **Temperature Range**  
Min -40°F/Max 140°F  
See pg 258 for temps below -15°F.
- **Wiring Capacity**  
Min 18 AWG Max 14 AWG

## Receptacle (female)



## Inlet (male)



**!** Don't forget to add installation accessories to your order

## North American Configuration

Voltage	Polarity	Part # Poly	Part # Poly
480V	11P+G	63-A4001	63-A8001

## Main Options



**Padlock Pawl**



**Mushroom Pawl**



**Self-Ejecting Devices**

## Receptacle Options

## Suffix #

## Inlet Options

## Suffix #

Straight Insertion	<b>Recept # - 352+</b>	Self-Ejecting Plug Release	<b>Inlet # - 338</b>
Self-Ejecting Connector Release	<b>Recept # - 354</b>		
Mushroom Pawl	<b>Recept # - 375</b>		
Padlock Pawl	<b>Recept # - 843</b>		
Padlockable Mushroom Pawl	<b>Recept # - 375-843</b>		
Closed Lid Configuration	<b>Recept # - NC</b>		



**Notes:** + Required for use with Self-Ejecting Plug Release option.

**!** See pages 235-244 for detailed information on these options


**Order Example: 480V DSN12c + mushroom pawl**  
DSN12c 11P+G Receptacle = 63-A4001-375


# INSTALLATION ACCESSORIES – SIZE 1

**HANDLES**

HANDLE w/NPT		Part # Poly	Part # Metal
	1/2"	511P0N05	791P0N05L
	3/4"	511P0N07	791P0N07L
	1"	511P0N10	791P0N10L


For available cord grips, see page 167.

POLY HANDLE w/CORD GRIP	Cable Range	Part #
	.350 - .520"	711P0BP6
	.520 - .680"	711P0CP5
	.680 - .980"	711P0DP4


METAL HANDLE w/CORD GRIP	Cable Range	Part #
	.438 - .500"	791P0BS3L
	.500 - .562"	791P0BS4L
	.562 - .625"	791P0CS1L
	.625 - .750"	791P0CS4L

POLY HANDLE	Cable Range	Part #
	.35 - .70"	511P0D18


POLY EXTENDED HANDLE	Cable Range	Part #
	.20 - .82"	511P0D21

POLY ANGLED HANDLE	Cable Range	Part #
	.35 - .70"	511P6D18

**ANGLES**


POLY ANGLE		
	MB Box 30°	511M3
	70°	511M7

METAL ANGLE		
	0°	591M0

METAL ANGLE		
	FS/FD Box 30°	791M3FS
	45°	591M4


\* Base measures approximately 4.2" x 2.7". Due to the variation in sizes of FS boxes, please verify that your FS box matches our dimensions, if not call Customer Service for other solutions.

**BOXES**

POLY CONDUIT ENTRY w/NPT		Part #
	30° 1/2"	511B3N05
	30° 3/4"	511B3N07

\* 6.7 in<sup>3</sup>


\* Interior volume with receptacle installed.


POLY WALL BOX w/ANGLE		Part #
	70°	511C7000
	70°	511C7000

\* 82.0 in<sup>3</sup>

70° poly boxes are not drilled. Contact customer service if factory drilled is required.

\* Interior volume with receptacle installed.


GROUND BAR		Part #
	Ground Bar	51AA089

POLY ANGLE WITH METAL BOX w/NPT		
	70° 1/2"	711C7N05
	70° 3/4"	711C7N07
	70° 1"	711C7N10
	70° 1 1/4"	711C7N12
	70° 1 1/2"	711C7N15

\* 74.6 in<sup>3</sup>

\* Interior volume with receptacle installed.

METAL BOX w/NPT		
	0° 1/2"	7T1F0N05
	0° 3/4"	7T1F0N07
	0° 1"	7T1F0N10
	0° 1 1/4"	7T1F0N12


POLY ANGLE WITH METAL BOX w/NPT		
	30° 1/2"	711C3N05
	30° 3/4"	711C3N07
	30° 1"	711C3N10
	30° 1 1/4"	711C3N12

\* 29.8 in<sup>3</sup>

\* Interior volume with receptacle installed.

NPT on top or bottom (if rotated). For other NPT configurations, contact customer service.

**MISCELLANEOUS ACCESSORIES**


FINGER DRAWPLATES		
	61-1A346	Set of Two (2) Recommended for cord to cord assembly applications, for easier connector closure.

PROTECTIVE INLET/PLUG CAP		
	61-1A426	For Inlets/Plugs Only.

PADLOCKABLE INLET/PLUG CAP		
	61-1A826	For Inlets/Plugs Only.

MULTI-CONTACT REMOVAL TOOL		
	61-CA593	

CRIMPER TOOL (GREENLEE OR EQUAL)		
	4CN30	

EUROPEAN CRIMPING TOOL		
	61-CA500	

RECEPTACLE LOCKING PIN		
	LP-843	Requires Padlockable Pawl option (-843) on receptacle.

MULTIPI